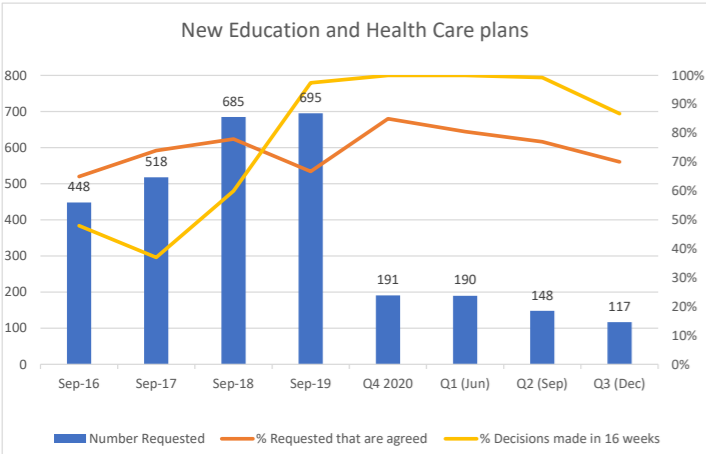


Children with a Education Health Care Plan (EHCP)

	Sep-16	Sep-17	Sep-18	Sep-19	Q4 2020	Q1 (Jun)	Q2 (Sep)	Q3 (Dec)
Number with a EHCP	1415	2384	3284	3937	4105	4239	4245	4185
CLA with a EHCP (in county)	99	108	114	136	135	144	142	144
CLA with a EHCP (out of county)	n/a	n/a	n/a	68	65	63	58	69
CIN with a EHCP	n/a	n/a	n/a	74	103	88	113	89
CPP with a EHCP	n/a	n/a	n/a	16	17	18	22	20
EH plans with a EHCP	n/a	n/a	n/a	43	60	0	0	37

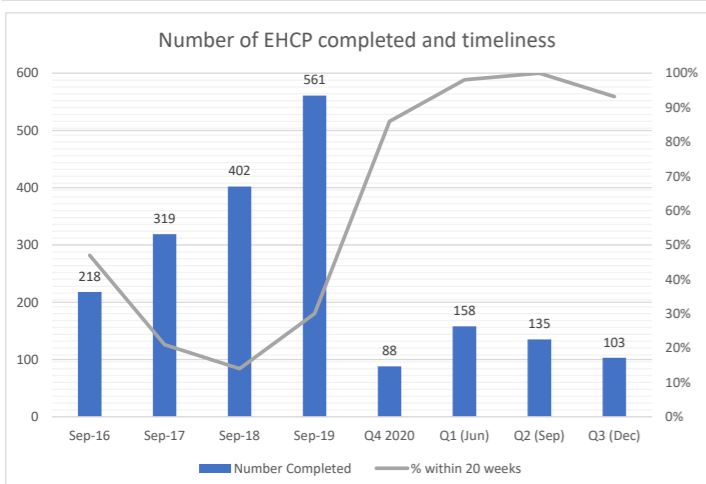
Commentary - Children with a EHCP - Gabrielle Stacey

The number of CYP with an EHCP has reduced slightly in Worcestershire in the last quarter. This is likely to reflect the slowing of the increase in numbers over the summer due to the Covid-19 pandemic and a number of young people with EHCPs leaving education at the start of the new academic year. Further monitoring will be needed in order to understand whether there is a more general slowing in the rate of increase we have seen in recent years and further analysis of the extent to which this number reflects the cessation of existing EHCPs. Covid-19 has resulted in a further education in the number of requests for assessments during the last quarter. Not all students with SEND support attended school during the summer period which would have impacted on settings' ability to put in place support through the graduated response and subsequent decision making about whether a request for a needs assessment would be appropriate. Decision making about whether an EHCP is required within 16 weeks has decreased in the last quarter to 87%. Monthly monitoring will be resumed from January to track compliance with timescales across the teams as a result of this decline.



New Education and Health Care Plans

	Sep-16	Sep-17	Sep-18	Sep-19	Q4 2020	Q1 (Jun)	Q2 (Sep)	Q3 (Dec)
Number Requested	448	518	685	695	191	190	148	117
% Requested that are agreed	65%	74%	78%	67%	85%	81%	77%	70%
% Decisions made in 16 weeks	48%	37%	60%	97%	100%	100%	99%	87%

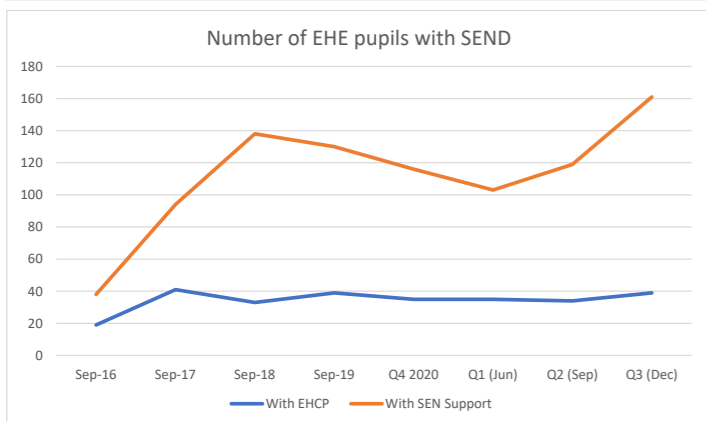


Number of EHCPs completed and % within 20 weeks

	Sep-16	Sep-17	Sep-18	Sep-19	Q4 2020	Q1 (Jun)	Q2 (Sep)	Q3 (Dec)
Number Completed	218	319	402	561	88	158	135	103
% within 20 weeks	47%	21%	14%	30%	86%	98%	100%	93%

Commentary - EHCPs completed and % within 20 weeks-Gabrielle Stacey

Excellent improvements in performance have been made over the last two years resulting in 100% of EHCPs being completed with 20 weeks within quarter 2. Strategic developments in the team are now focused on annual reviews and the quality of EHCPs. In the last quarter this compliance has reduced to 93%, which remains a high level of performance however monthly monitoring will be resumed from January to ensure this higher rate of compliance is sustained.



Number of EHE pupils with SEND

	Sep-16	Sep-17	Sep-18	Sep-19	Q4 2020	Q1 (Jun)	Q2 (Sep)	Q3 (Dec)
With EHCP	19	41	33	39	35	35	34	39
With SEN Support	38	94	138	130	116	103	119	161

Commentary - Number of EHE Pupils - Gabrielle Stacey

The number of children with an EHCP who are EHE has increased in the last quarter. This parallels the national picture and increases in the number of families generally who are choosing to home educate. Discussions with families indicate that many families choosing to home educate remain anxious about a return to school as a result of the Covid-19 pandemic. Others have enjoyed the experience of home educating during the summer months and found this to be a positive experience for their children.